

# Tokamachi City Garbage Disposal Guidebook

Put waste in the right place!



*Valid beginning April 1<sup>st</sup>, 2022.*

Three simple things to remember:

1. **Separate** your trash.
2. Dispose of your trash on the **designated day** by 8:30am.
3. Make sure your trash is in the **designated trash station** for your neighborhood.

This guidebook only applies to individual residences and households (NOT companies, stores, or other business institutions) and as such, businesses are not permitted to use residential trash stations. Businesses are responsible for the disposal of their own waste and should bring it to the garbage incinerator by themselves or consult with a licensed general waste facility.

*Published by the Tokamachi City Environmental Department*

# How Tokamachi City is Decreasing Its Carbon Footprint

## ◎ Understand the 3 Rs!

### Reduce

- Buy only as much as needed
- Instead of accepting plastic bags when doing your shopping, use a tote or eco bag!
- Use refill packages when available (like shampoo, conditioner, laundry soap, etc) instead of buying new plastic bottles each time
- Decrease your food loss



### Reuse

- Get as much use out of one item as possible
- Consign or resell your old things instead of throwing them



### Recycle

- Properly separate your trash and recyclables
- Take advantage of supermarket recycling programs
- Buy recyclable products
- Compost food scraps and yard waste



### ***Don't throw away your toothbrush!***

Tokamachi City accepts used household toothbrushes. This includes toothbrushes used for general cleaning (like floors and bathtubs) as well, but make sure they have been well-rinsed before you bring them in.

#### **Collection Box Locations:**

Tokamachi City Hall (all branches)

Eco Clean Center



Please note we cannot accept single-use toothbrushes, dental floss, interdental brushes, electric toothbrushes, toothbrushes made with natural hair (such as pig, or soft brushes)

# How can I reduce my food waste?

---

## ◎ Cut down your organic trash

### **Use it all up:** don't waste any of it!

Check your refrigerator before you go grocery shopping, properly store whatever you buy, make sure your fridge is well organized, and consume everything that is edible.

### **Eat it all:** don't let that deliciousness go to waste

Don't prepare more than you or your household will be able to eat. Arrange the leftovers for another menu. Understand the difference between "best by" dates and "expiry" dates. Order only as much as you can eat when you go out for meals.

### **Drain the water out:** organic waste is heavy with it!

Did you know organic waste is made of about 80% water? Make sure to squeeze it all out or drain it before throwing it away.

### **What's the difference between a "best by" date and an "expiry" date?**

**Best by date:** This means the food still tastes fine, *so long as* the packaging has not been opened, and it has been stored properly in a temperature-controlled environment. So even if the date has passed, you can probably still eat it. Use your best judgment – does it look safe, does it smell okay, etc.

**Expiry date:** This means the food is still safe to eat, *so long as* the packaging has not been opened, and it has been stored properly in a temperature-controlled environment. If the date has passed, however, you probably should not eat it.



### **Download the app!**

Tokamachi City offers a phone app called EcoBunny that has everything you need to know about trash in the city, including a searchable item list. Just use the QR codes to find it in your phone's app store.



Android



iPhone

# Climate Change

---

## ● What is climate change?

The atmosphere surrounding the Earth contains greenhouse gases like carbon dioxide and methane. These gases trap the sun's heat to keep our Earth a comfortable temperature to live, and without them it's thought that our temperatures could go as low as -18 degrees Celsius or 0 degrees Fahrenheit.

However, too much of these gases and the Earth's temperature will warm beyond these comfortable limits.

In recent years the Earth's average temperature has steadily increased. At this rate, not only will the sea levels will rise from glacier melt and the extreme weather occur more frequently, but we will also see influences from this increase in the collapse of the ecosystem, the food-supply crisis, and an increase of infection and diseases, just to name a few.

The cause of these greenhouse gases increasing stems from the convenient and comfortable lifestyle we all lead. The more convenient our lives are, the more carbon dioxide is emitted. By reevaluating the way we live and reducing our amount of waste, we can reduce carbon dioxide emissions and therefore reduce our burden on the environment.

In response to the global crisis that threatens the survival of the human race, each and every one of us must now take action.

In June 2020, Tokamachi City announced that it would work to achieve becoming a "Zero Carbon City in 2050." "Zero carbon" is achieved when combining both the reduced human CO2 emissions and the amount naturally absorbed by forests and other parts of the environment.

### **Take action now for the future.**

*Tokamachi City approves of the National Movement  
"COOL CHOICE" as a measure against climate change.*



# Unlawful Dumping / Trash Burning

---

Unlawful dumping and illegal burning of your trash are prohibited by law.

Doing so will risk your arrest, which carries a maximum 5-year prison sentence and/or a fine of no more than 10 million yen. (The fine is increased up to 300 million yen for corporations.)



---

## Unlawful Dumping and Littering Is a Crime!

---

Throwing your household trash anywhere but your designated neighborhood trash area is known as “unlawful dumping.”

Littering of your PET bottles, empty cans or glass bottles, and cigarette butts also falls under this umbrella.

Not only are you harming the beauty of our environment, you are also contaminating our rivers and pipes.

If we receive a tip about you doing this, we will investigate the scene and notify the police if you are found to be the perpetrator.

Cameras are installed in areas that are known to have been used often for unlawful dumping.

---

## Trash Burning is Prohibited by Law

---

Burning your own trash in a field is prohibited by law.

The smoke and odor of wildfires can cause problems and deteriorate the surrounding living environment. Additionally, the dioxins and other harmful chemicals produced by the fumes can have adverse effects on your health, pollute the air, and the fire can easily begin to rage out of control.

### Exceptions to the Burn Law

※ Just because an example is on this list does not give you free rein to burn carelessly. Please take all necessary precautions and pay careful attention to wind conditions.

※ If your fire prompts complaints from surrounding residents, we ask that you stop burning immediately.

**The following five examples are exceptions to the burn law:**

- When local and federal governments need to conduct a controlled burn for building maintenance
- During disaster preparation (such as earthquakes, damaging winds, floods, fires, etc) when burning materials is necessary for emergency prevention or recovery
- Religious events or other customs calling for the burn of related materials
- When incineration is necessary for to agriculture, forestry, or fishing industries
- Minor incineration of waste normally used in daily life, including bonfires

# Rules for Disposing of Trash in Tokamachi City

## ◎ How to dispose

**Please make sure to properly separate your trash.**

Properly *separate and sort*

Use the city-designated bags for **Burnables** and **Landfill**. Make sure to tie up the flaps.

Dispose of at the appropriate *date and time*

Have your trash out by **8:30am** the day it is meant to be picked up.

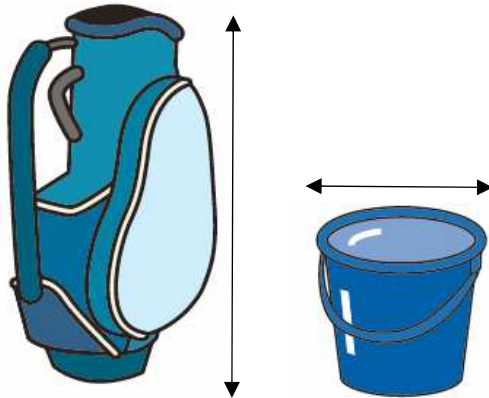
- We cannot guarantee pick-up after this time.
- Weather and road conditions may cause our drivers to be late. If your trash station still has not been cleared by 4:30pm, call the Tokamachi City Environmental Department at 025-752-3924.

Dispose of at the appropriate *location*

There are trash stations located in each neighborhood explicitly for the use of said neighborhood. Do not dispose of your trash in a different station. Neighborhood residents are responsible for the upkeep of their trash stations. Please make sure your trash station is tidy and, in winter months, shoveled.

### Size Limits for Trash Stations

Height must be within 120cm



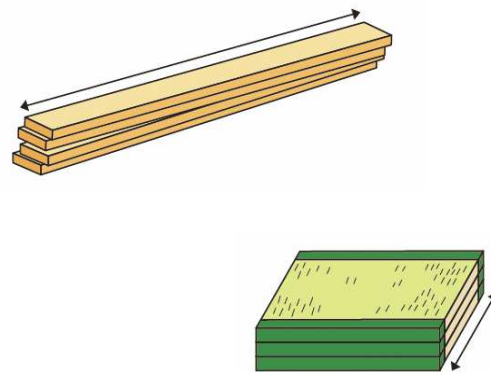
Length must be within 50cm

#### Exceptions:

- Skis, snowboards (landfill trash)
- Bicycles (metal types)

### Size Limits for Eco Clean Center

Length must be within 200cm



Width must be within 90cm

## ◎ Why do we need to separate our trash?

- Non-burnable items that have made their way into the incinerator are typically the cause of mechanical failures, which costs huge amounts of money to fix.
- When metal items have gone into the incinerator, toxic substances have been detected in the resulting ash, which then requires chemical treatment.



(※ Examples of things that should not be mixed in burnables)

### ◎ **What should I do if I find a notice posted to my trash?**

- If you discover a notice posted to the trash you put out, simply follow the instructions written, fix any mistakes, and put out your trash again on the appropriate day.

It will look something like this:



### ◎ **Common Mistakes**

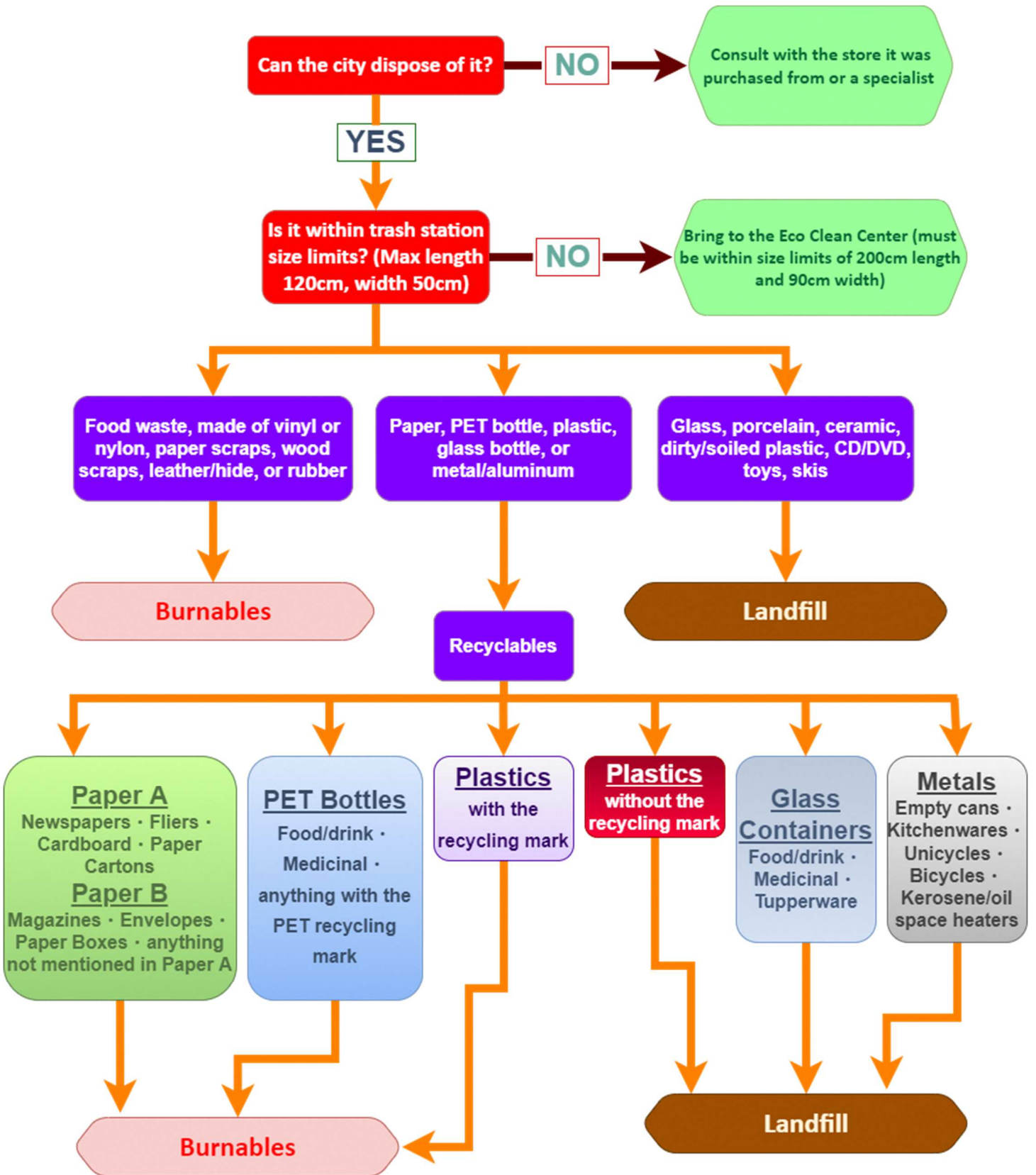
- Landfill garbage that did not fit in the bag had a "medium" or "small" designated bag, instead of a "large" designated bag.
- Non-burnable items (glass, aluminum cans, etc) were mixed in with the burnables.
- The trash hasn't been properly sorted.

Examples:

1. Cosmetic containers were put out with the other glass containers. (They should be in landfill!)
2. Items from both Paper Groups A and B were mixed together.

# Burnable or Landfill?

If you are uncertain where your trash should go, this flowchart will help. This chart applies ONLY to trash that is soiled or cannot otherwise be cleaned.





# Types of Waste

---

1. **General Waste:** disposed of by the city or other professional.
  - A) **Residential Waste:** waste produced from use in daily life by households. Includes burnables, landfill, and recyclables.
    - ① To be disposed of at your local trash station by 8:30am either in a designated city bag or the baskets for recyclables located within the station.
    - ② OR to be disposed of at city sanitation, known as the Eco Clean Center. Must be taken in person. To be used when your amount of trash is too big or too much for your local trash station. **【P27~P34】**
    - ③ If you have trash that cannot be disposed of by the city, please consult with a specialist or other professional, such as the store it was originally purchased from. See below this outline for a detailed list.
  - B) **Business Waste:** waste produced by businesses. Does not include industrial factories/businesses.
    - ① To be outsourced to a city-licensed contractor.
    - ② OR to be disposed of at city sanitation in person. CANNOT be disposed of in neighborhood trash stations.
    - ③ Industrial recyclables (paper, aluminum, plastic, glass bottles, etc.) cannot be disposed of by the city.
2. **Industrial Waste:** pertains to 20 types of waste designated by law that is generated by business activities.
  - A) Waste types designated by industry
    - ① Paper scraps, wood scraps, fiber/textile scraps, animal/plant waste (all types)
  - B) Waste types without designation
    - ① Cinders/burnt residue, sludge/slime, acid waste, alkaline waste, plastics, rubber, aluminum, glass, concrete scraps, porcelain/ceramic scraps, ore, rubble, dust/soot, any industrial waste processed for disposal

## **【Industrial Waste Disposable by the City】**

(From “Enforcement of the Tokamachi City Ordinance on Waste Disposal and Cleaning,” excerpt from Article 3)

Industrial waste generated within the city's general waste disposal plan area that can be easily disposed of together with general waste, whose properties do not affect the disposal facilities, and whose quantity does not interfere with the disposal of general waste, as well as other waste specifically approved by the mayor. (Examples: paper, wood, and textile scraps)

For more information please call the Environmental Department at 025-752-3924 (Japanese only).

## **Waste the City Can't Dispose** (Please note this is not an all-inclusive list.)

- The “Big 4” appliances: televisions, refrigerators/freezers, clothes washers/dryers, and heating/air conditioning wall or ceiling units
- Toxic items: agricultural chemicals (pesticides, etc), poisons, industrial chemicals, chemical substances
- Dangerous or potentially combustible items: gunpowder, cylinders containing propane or other harmful gases, fire extinguishers, gasoline, diesel fuel, kerosene, fuel oil, etc
- Complex items (requests can be made with a specialist **【P35】**):
  - Items considerably large in weight or size: pianos, fireproof safes, garden stones, stone lanterns, etc
  - Items of a complex difficulty to process: rubber tires, car parts, lead batteries, combustion residue, fertilizers, etc
  - Large agricultural equipment: tillers, tractors, rice-harvesting machines, greenhouses, etc
  - Heavy equipment: construction/machine tools, woodworking appliances, textile appliances, food processing machinery, etc
  - Business and store items: vending machines, display racks, showcases, etc
  - Others: dyes, raw industrial materials, manufacturing materials, production facility equipment, raw produce (includes agricultural produce)

# Burnable Waste

**How to dispose:** Put your trash in the appropriate city-designated bag and tie up the flaps. Please don't overfill the bag so the trash overflows so much you cannot tie it. Leave in your neighborhood's local trash station.

**When it won't fit in even the largest bag:**

If the item is within size limits (tallest/longest part within 120cm or diameter within 50cm, and no heavier than 30kg), then take a large city trash bag (marked with the kanji 大) and either tie it around the item or attach it to the item so that it can be seen.




**▶ CAUTION!!!! ◀**

- Does not pertain to business establishments.
- Make sure to drain all excess water from any organic waste. (Organic waste contains roughly 80% water.)
- Do not *completely* cover up the contents of your trash so they cannot be seen.
  - Usage of non-transparent bags interferes with processing as the trash collectors cannot see the contents easily enough. We request that you not use rice bags, fertilizer bags, or any bags that are not clear. However, having part of your trash in one of these bags inside of the designated city bag is allowed.
- Burnable bags containing non-burnable items (such as cans or bottles) will not be collected. Uncollectable trash will have a notice posted to it, and you will be expected to correct your mistake and put out your trash again on the appropriate day.

**Examples of Burnable Items**

**Organic Waste**

- Food scraps
- Tea leaves
- Fruit skins
- Grease/oil (use a paper towel or cloth to wipe it up)



**Wood Scraps**

- Wooden products (like trays)
- Disposable chopsticks
- Bamboo skewers (if applicable, please cut off the pointed sharp end or wrap it in paper for safety reasons)



**Paper Products**

- Paper diapers
- Paper scraps
- Tissues
- Rice bags
- Carbon paper
- Receipts
- Soiled/smelly items that cannot otherwise be recycled



# Burnable Waste

## Accepted Items:

### Clothing & Fabrics

- Old Clothing
- Curtains
- Towels
- Carpets
- Stuffed Toys
- Cushions
- etc.



※ Please cut large items into 60cm. If you can't cut it, you can bring it to the Eco Clean Center.

★ Used clothing can be taken free of charge to the recyclable collection center. **[P33]**

### Leather & Rubber Items

- Bags
- Wallets
- Shoes
- Gloves
- Rubber Sheets
- Hoses
- Balls (sports, etc)



※Please cut large items into 60cm. If you can't cut it, you can bring it to the Eco Clean Center.

### Pruned Branches, Bamboo, & Wooden Items

(must be within 120cm length)

If the diameter of the bundle is within 50cm, you can also put it out by wrapping it up with the designated large bag.

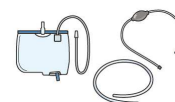
※ Up to 5 bundles at a time



### Household Medical Waste

- Intravenous Bags
- Stoma Bags
- Catheters
- etc.

※Only items made of plastic. For metal parts such as needles, ask a medical institution to dispose of them.



### Others

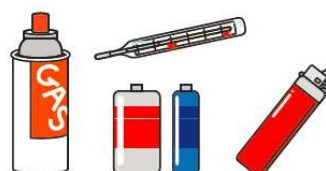
- Ice Packs(including Ice Pillows)
- Deoxidants
- Desiccants
- Disposable Heat Packs
- Plastic items that cannot be put out as recyclables **[P22]**
- Agricultural Mulch Sheets, agricultural vinyl (*Limited to home gardens*) (Up to 1 medium designated bag **[P35 for 2 or more bags]**)
- Cat litter (Put in a transparent or translucent bag to prevent spillage)
- Aluminum Foil
- Aluminum Plates
- Ash (briquettes, bean charcoal, charcoal etc.) (Check that there is no active burning or smoldering and put in a transparent or translucent bag to prevent spillage)
- Agricultural Chemicals, Fertilizer Containers Limited to home gardens (bags, bottles, boxes, etc. Fertilizer bags limited to 10 bags.)
- Bleach (chlorine) Containers



- Fireworks, Gunpowder, etc. (douse with water)
- Blue Sheets (Up to 1 medium designated bag, cut into pieces of about 60 cm. If you can't cut it, you can bring it to the Eco Clean Center.)
- Grass, Fallen Leaves (up to 5 large bags)
- Golf Bags (take out the golf club!)

### ※ Items That Cannot Be Put Out With Burnables ※

- Incombustible items
- Dangerous and Harmful Substances (disposable lighters, items containing mercury, batteries, individual gas canisters)



# Landfill Waste

**How to dispose:** Put your trash in the appropriate city-designated bag and tie up the flaps. Please don't overfill the bag so the trash overflows so much you cannot tie it. Leave in your neighborhood's local trash station.

## When it won't fit in the designated bag:

If the item is within size limits (tallest/longest part within 120cm or diameter within 50cm, and no heavier than 30kg), then take a large city trash bag (marked with the kanji 大) and either tie it around the item or attach it to the item so that it can be seen. Skis and snowboards are exempt from size limits.

- Fishing rods
- Golf Clubs
- Kotatsu Top Plates
- Hoes, Shovels
- Skis
- Snowboards etc.



※ Please bring items that exceed the size limit to the Eco Clean Center or ask a licensed company to collect and dispose of them. However, if the longest part exceeds 200cm and the width exceeds 90cm, the city cannot handle it. **【P29】**

## ※ Items With Unremovable Batteries ※

Products with built-in batteries should be individually placed in the designated bag, and marked with "B" on the bag.

- Electric Toothbrushes
- Electric Razors
- Smartphones
- Tablets etc.

※ Some small household appliances are collected free of charge as resources. **【P31】**

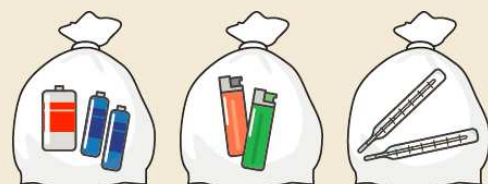


## Dangerous and Toxic Items

Do not put items that may catch fire or explode or contain harmful substances in the designated bag, but put them in a transparent or translucent bag according to types.

Fluorescent light bulbs can be damaged, so wrap them in newspaper or other paper, or put them in a transparent or translucent bag.

- Disposable Lighters (please use up the gas)
- Batteries (dry cell batteries, button batteries, lithium batteries)
- Rechargeable Batteries
- Fluorescent Lights
- Products containing mercury such as mercury thermometers or blood pressure monitoring cuffs



# Landfill Waste

**Size limits:** Length within 120cm, Diameter within 50cm, Weight within 30kg



☉ **If your trash sticks out of the designated bag...**

We will still collect your trash if about 80% of the item fits inside the bag. Please secure the bag flaps tightly so the item doesn't fall out.

(Examples: umbrellas or snow brushes)

## ▶ CAUTION!!!! ◀

- Does not pertain to business establishments.
- If there are any items inside that may tear the designated bag, put them in a transparent bag or wrap them in paper before putting it in the bag.
- Do not *completely* cover up the contents of your trash so they cannot be seen.
  - Usage of non-transparent bags interferes with processing as the trash collectors cannot see the contents easily enough. We request that you not use rice bags, fertilizer bags, or any bags that are not clear. However, having part of your trash in one of these bags inside of the designated city bag is allowed.
- Landfill bags containing non-landfill trash will not be collected. Uncollectable trash will have a notice posted to it, and you will be expected to correct your mistake and put out your trash again on the appropriate day.

### Accepted Items:

#### Glass Items

- Cups ● Mirrors ● Tempered (heat resistant) Glass ● Glass Plates ● Light Bulbs, Glow Starters, Night-light Bulbs, LED Bulbs etc.

(Fluorescent lamps, which are mercury-containing products, are dangerous and harmful substances.) **【P11】**



#### Ceramics/Pottery

- Plates ● Bowls ● Flower Pots etc.



#### Electric Appliances

- Rice Cookers ● Printers ● Microwave Ovens ● Electric Fans ● Radios ● Vacuum Cleaners ● Irons ● Lighting Equipment ● Oven Toasters ● Cassette Decks ● Dehumidifiers (Other than Freon products) **【P14】**

● Heaters (Electric Stoves and Ceramic Heaters) etc. (Certain heaters, like oil stoves, fan heaters, and oil heaters are made of metals and should be disposed of on that day.)

- ※ Some small household appliances can be collected free of charge. **【P31】**
- ※ If the rechargeable built-in battery can be removed, please remove it. If it cannot be removed, please refer to **“Items With Unremovable Batteries” 【P11】**.



# Landfill Waste

## Items made of **multiple materials** such as metal, plastic and wood

(please disassemble and separate items into their respective categories when possible)

### Blades

- Kitchen Knives • Scissors
- Knives • Razors etc.



### Carpentry/Construction Tools

- Saws • Hammers • Planes
- Screwdrivers etc.



### Agricultural Tools

- Scoops, sickles
- Trowels • Hoes etc.



### Kitchen Utensils

- Ladles • Spatulas • Slicers
- Graters etc.

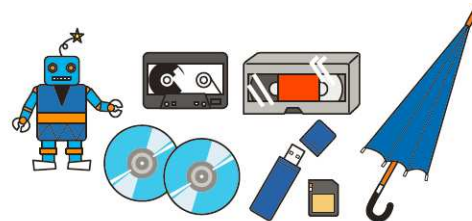


## Others


- Plastic tanks for kerosene etc. • Bathtub Covers
  - Magnets • Weighted Pickling Stones (storebought)
  - Beverage Lids (energy drinks, canned coffee, etc.)
  - Nails, Bolts, Nuts, Pushpins, Safety Pins
  - Plastics (items that cannot be cleaned or have deteriorated)
  - Pump Type Nozzles, Spray Nozzles etc.
- (because these include metal parts)



- Toys (excludes cloth and wooden items) • CDs/DVDs
- Video Tapes • Cassette Tapes • Umbrellas
- USBs and SD Cards (or similar)



- Bicycle tires/tubes • Pushcart tires/tubes
- Unicycle tires (full wheels are also acceptable)



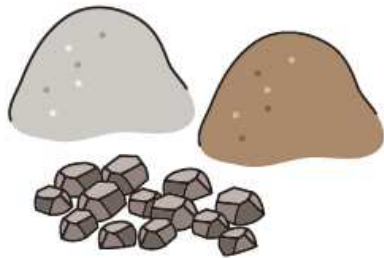
# Landfill Waste

## NOT Accepted Items:

### Natural Objects

- Stones • Soil • Mud • Sand

※ These are not waste and cannot be disposed of by the city.



### Household Medical Waste Needles

- Syringes with the needle • Intravenous Needles
- Butterfly needles

※ Consult with a medical institution for disposal.

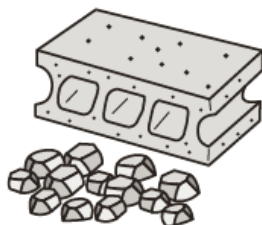


### Concrete Items

- Concrete, mortar, or cement rubble • Bricks
- Concrete Blocks

※ These cannot be collected at neighborhood garbage stations, but you can bring them to the Eco Clean Center to dispose of them. (Disposal costs are required.)

Please refer to **P29** for quantity.



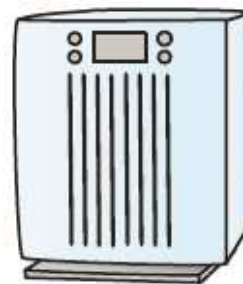
### Electric Home Appliances (The Big 4)

- TVs • Air Conditioners • Refrigerators, Freezers
- Washing Machines and Dryers **[P36]**



### Items With Freon

- Freons are enclosed in the products listed as "R", "CFC", and "HFC" at the beginning of the explanation of the refrigerant method. Ask a professional vendor for processing. • Includes dehumidifiers etc. **[P35]**



# Papers

## ◎ How to dispose

Please tie them together according to type and put them out at your local garbage station.



- Does not pertain to business establishments.
- Please use a paper string to tie together if possible.
- Please sort papers based on types (newspaper, cardboard, paper cartons, etc.) and tie them up respectively with the string. (If it is not divided into types or if the classification is incorrect, it will not be collected.)
- If you don't know the type, please put it out as burnable garbage.
- If it includes any gold or silver components (including characters etc.), please dispose of it as **Burnable**.
- Please be sure to remove all other materials (vinyl, plastic, etc.). Small staples used to bind magazines or other publications are fine to leave in, but remove any thick, industrial staples if applicable.
- If you are not sure whether the paper is part of Group A or Group B, please put it out as **Other Papers** in Group B.

### Accepted Items in Paper Group A:

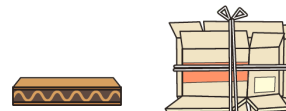
#### Newspapers, Flyers, City Newsletters

- ※ Does not include any newsletters bound with staples or glue. (The Tokamachi City newsletter does not contain either.)
- ※ Please tie these all into one pile.



#### Cardboard


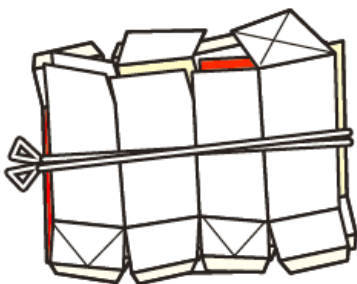
Do a quick check of the cardboard to see if it is fluted like in the cross-section diagram below. Thinner cardboard also contain this.



← Some cardboard have this special recycling mark on them.

#### Drink Cartons (does not include ones with silver lining inside)

- ※ Remove any plastic part from the nozzle/spout area. This goes into Burnables (see photo below).
- ※ Cartons in this category will be marked with a symbol that reads 紙パック (kamipakku).
- ※ Any cartons marked with *only* a paper recycling mark (紙) should go to Burnables.





# Papers

## Accepted Items in Paper Group B:

### Magazines, Books

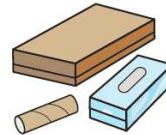
※ Those containing staples or glue binding



### Paper Boxes

● Paper boxes (containing no gold/silver lining) ● Toilet paper cores ● Plastic/aluminum wrap cores

※ If the core of the plastic wrap is too hard to be crushed or flattened out, tie it up with the rest of the pile as is.



### Other Papers

● Wrapping Papers ● Envelopes ● Calendars ● Memo Pads ● Copier/printer papers etc.



※ Smaller paper items should be placed between larger ones.

※ Notebooks and notepads bound with wire should be disposed of as Group B if they can be disassembled, or as **burnable garbage** if they *cannot* be disassembled.

※ If the paper is in a plastic bag or other bag, please remove the bag.

※ If the envelope has a window, please remove regardless of the material of the window.

## NOT Accepted Items in Paper Group B (put in **Burnable**):

● Paper with unremovable metal parts ● Paper that contained pesticides, fertilizers and chemicals ● Smelly or soiled paper items (Cake and pizza boxes, detergent, incense sticks, soap boxes, etc.) ● Paper containing plastic, cloth, gold/silver lining, etc ● Receipt papers ● Carbon paper ● Paper rice bags ● Yogurt containers and ice cream containers

※ If you don't know what it is, put it in **burnables**.

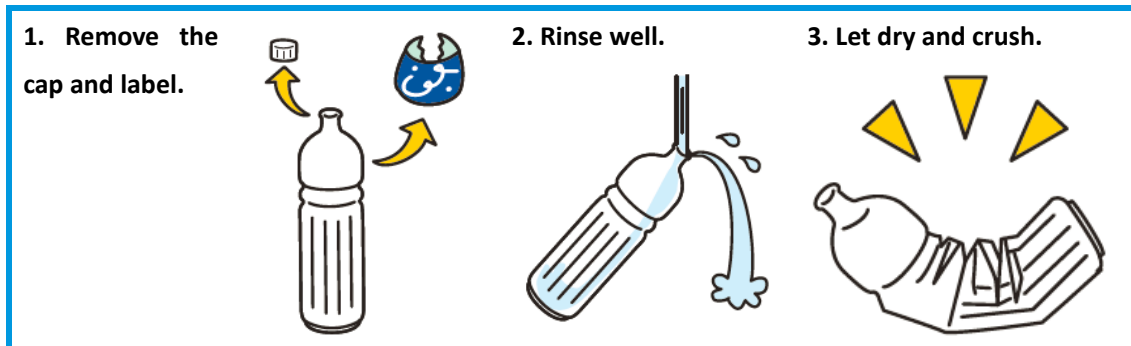
※ Any unaffected parts can be grouped in Paper B as usual.



# Plastic (PET) Bottles

## © How to dispose

Remove the cap and label, then put in your local garbage station's bins for disposal. (The label and cap go in **Plastics**.)



► **CAUTION!!!!** ◀

- Does not pertain to business establishments.
- Wash and allow to dry as thoroughly as possible so that nothing is left in the bottle.
- Parts that are difficult to remove from the bottle may be left on. This includes handles on larger bottles, inner caps (like soy sauce bottles), the plastic ring around drink bottles, paper labels that won't completely come off, etc.

Throw out as is!



# Plastic (PET) Bottles

## Accepted Items

- Bottles that contained food, beverages, or medicine and have the PET recycling mark on them



## NOT Accepted Items

- Bottles that contained pesticides, fertilizers, chemicals, and fuel (Please dispose of them in **burnables**)
- Items that do not have the PET recycling mark on them (Please dispose of them in **plastics**.)
- Dirty items (Please dispose of them in **burnables**.)



## Why remove the cap and label from the plastic bottle?

PET bottles themselves, caps, and labels are made of different materials, so they are recycled separately.

Remove the caps and labels and dispose of them in plastics so that they do not interfere with recycling.

◎ The PET bottle itself is made of polyester, the same material used for shirts and food packaging.

▶ Clothing fibers and food packaging sheets can be made of recycled plastic bottles.

◎ Caps and labels are made from various plastics such as polypropylene and polystyrene.

▶ These can be used as raw materials for plastic panels and as a fuel in a process called thermal recycling.

Crushing the PET bottles prevents them from overflowing the basket at the garbage station.



Before crushing



After crushing

# Plastics [Formerly classified as Plastics and White Trays]

## © How to dispose

Simply put in the baskets in your local garbage station, no separation needed.

**Size limits:** Length within 120cm, Diameter within 50cm

▶ **CAUTION!!!!** ◀

- Does not pertain to business establishments.
- Please remove all labels and stickers as much as possible.
- Please remove caps and lids when applicable.
- Some larger businesses (such as Harashin) also accept plastic collection, so please take advantage of it.

## Comparison of Soiled Items That Can Be Disposed

**ACCEPTED:** Please rinse off any food remainders. No need to wash with detergent.



Ketchup Bottles



Plastic Trays




White trays



Yakisoba/noodle trays


**NOT ACCEPTED:** These cannot be put out as they are.



Items that cannot be easily cleaned cannot be recycled, so please dispose of them in **burnables**.

# Plastics

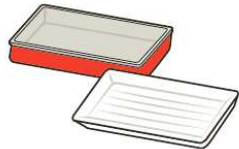
## Accepted Items:

Anything that has the  symbol.

Please note that items that contained pesticides, fertilizers, chemicals, chlorine bleach, or have unremovable stains should be disposed of with **burnables**. **[P10]**

### Food Trays (white, colored, and patterned)

- Bento Boxes
- Containers for prepared foods etc.



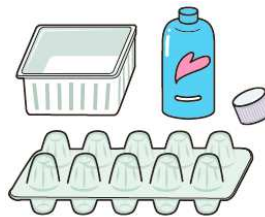
### Styrofoam Containers

- Cup-shaped Containers
- ※ Paper containers are being used more often for these, so check carefully before disposal. Paper marked items (紙) should be disposed of with **burnables**.



### Plastic Containers

- Tofu Packs • Egg cartons • Bottles (the nozzle part goes to landfill) • Snack trays • Lids (plastic bottle caps) etc.



## Plastic Bags and Labels (NEW!!!!)

- Bags of individually wrapped snacks, etc.
- Labels for plastic bottles etc.
- ※ Put all smaller plastic wraps in a larger plastic bag (like a chip bag).
- ※ Does not apply to bags with silver lining.



- Plastic Bags (like shopping bags)



### Accepted:



Any plastic bags containing this mark.

### NOT Accepted:

Any bags WITHOUT the symbol in the left column. However, if a plastic bag displays the following mark (even with the plastic mark) then it is biodegradable plastic and can be put in with **Burnables**.



# Plastics

---

## Styrofoam and Packing Materials (NEW!!!!)

Includes colored Styrofoam.



Styrofoam Boxes ( white )



Styrofoam Boxes ( blue )



Styrofoam Boxes ( black )



Bubble Wrap



Packing Materials (Foam sheets)



Packing Materials (Made of Styrofoam)



Put packing peanuts in a plastic bag so that they do not come loose.



Packing Materials (Soft foam)



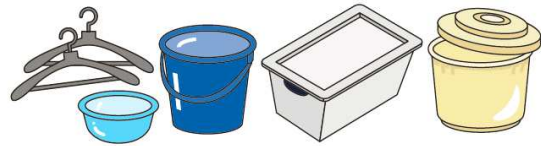
Packing Materials (Air Packs)

# Plastics

## Accepted Items:

☉ Items made entirely out of plastic ONLY.

- Hangers • Washbasins • Buckets
- Clothing Cases • Storage Cases
- Pickling containers etc.



## NOT Accepted Items: (not recyclable)

☉ Containers with the recycling mark, but...

- dirty items
- oily items
- bags with silver lining inside
- bleach/chlorine containers
- pesticide, fertilizer and other chemical containers

Put in **Burnables**



☉ Containers without the recycling mark

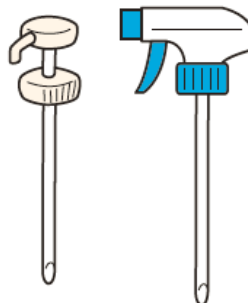
- dirty items
- deteriorated items
- items with materials other than plastic (metal, wood, etc)

Put in **Landfill**



☉ Nozzles and sprays

These can contain metal and should always go in **Landfill**.



When in doubt, please dispose of it with **landfill waste**.

# Glass Containers

✘ These are collected by color which may take additional collection time.

## ☉ How to dispose

Separate into different baskets within your local garbage station by clear, brown, and other bottles..

▶ **CAUTION!!!!** ◀

- Does not pertain to business establishments.
- Lightly rinse out the inside.
- Labels and unremovable lids/spouts can be left on.
- White bottles cannot be recycled and as such will not be collected.



Example of a white bottle.  
Please put out with **Landfill**.



Remove the metal cap and put  
in **Landfill**.



Rinse lightly and throw it out  
as is.

### Caps and Lids (when removable)

- ☉ Made only of metal → to **Metal**
- ☉ Made only of plastic → to **Plastic**
- ☉ Composite materials → to **Landfill**



Cap from a drink bottle

← As seen in the photo, the  
inside is not made of metal  
and should go to **Landfill**.



# Glass Containers

## Accepted Items:

### Glass Bottles Containing Food, Drink, and Medicine

- Juice • Energy Drinks
- Alcohol • Cold Medicine
- Beer • Supplements
- Jams • Seasonings etc.

**NEW!!** Brown one sho bottles (1.8L) and larger beer bottles can also be put out with Glass.

Please still take these bottles to stores as much as possible.



Clear bottles



Brown bottles



Assorted bottles


### Glass Food Storage Containers

- Pitchers used for plum wine, etc

Please remove any part of the container that isn't glass. If it cannot be removed then the whole container should go to **Landfill**.



Tempered glass should also go to **Landfill**.



Glass jar lids are made of composite materials and should go to **Landfill**.

## NOT Accepted Items:

- White bottles • Broken/damaged bottles
- Glass tableware • Fertilizer, pesticide, and other chemical bottles • Dirty/oily bottles (oils, dressings, sauces) • Cosmetic bottles

**Put in  
Landfill**



# Metals [Formerly classified as Irons and Aluminum]

---

## © How to dispose

Simply put in the baskets in your local garbage station.

**Size limits:** Length within 120cm, Diameter within 50cm

(Excludes snow dumps, bicycles, and unicycles)

▶ **CAUTION!!!!** ◀

- Does not pertain to business establishments.
- Please lightly rinse anything that contained food or drink.
- Aerosol spray cans can explode or catch fire, so please **empty the contents AND poke a hole** in the container.
- Crush larger cans as much as possible.
- When in doubt, dispose of in **Landfill**.
- Dispose of paint and oils in **Burnables** after soaking them with a cloth/paper towel.
  - Please consult a gas station for disposal of paint and oils of 200ml or more.
  - For disposal of fuel (gasoline, kerosene, diesel oil, etc.), please consult a gas station regardless of the amount.

**[P35]**



## Accepted Items:

### **Kitchen Utensils**

- Pots ● Kettles ● Frying Pans
- Metal tableware (plates, spoons, forks, knives)
- ※ Please dispose of glass lids in **landfill garbage**.



### **Oil stove, fan heater, oil heater**

- ※ Please remove kerosene and batteries.
- ※ Please dispose of electric stoves and ceramic heaters in **Landfill**.
- ※ Please put out the oil heater as it is.



# Metals

## Accepted Items:

### Empty Cans

- Cans containing food, drink or medicine
  - ◎ Juice ◎ Beer ◎ Coffee
  - ◎ Canned food ◎ Tea ◎ Seaweed
- Cans containing fuel, oil and paint (must be emptied)
  - ◎ Gasoline ◎ Motor Oil
  - ◎ Paint ◎ Oil drums
- Spray cans (must have a hole punched)
  - ◎ Paint ◎ Gas cylinders for cassette stovetops
  - ◎ Insecticide ◎ Cosmetics



The labels may be left on.

### Others


- Mower Blades ● Snow Dumps
- Garden stakes ● Items made only of metal (tools, blades, etc.)
- ※ Please wrap anything sharp inside thick paper.



※If the item cannot be put inside the garbage station, please attach paper such as "unneeded", "disposal", or "garbage" on it.

### Bicycles, Carts & Unicycles

※For bicycles with electric assist, please consult your dealer or a recycling company.



※Please attach paper such as "unneeded", "disposal", or "garbage" so that mistakes do not occur in collecting.

## NOT Accepted Items: (please put in Landfill)

- Items that are still dirty even when washed
- Items with solidified contents (paint, etc.)
- Deteriorated items (rusty or broken)
- Food or drink container lids made of composite material (lid for nutritional drinks, bottled coffee, jam, etc.)



Since the inside is not metal, it cannot be recycled.

# Direct Collection of Waste and Recyclables

## Eco Clean Center

● At the Eco Clean Center, you can bring in and dispose of garbage that cannot be put out at your local station.

※Please go through reception.



## Recyclables Collection Center (Stockyard)

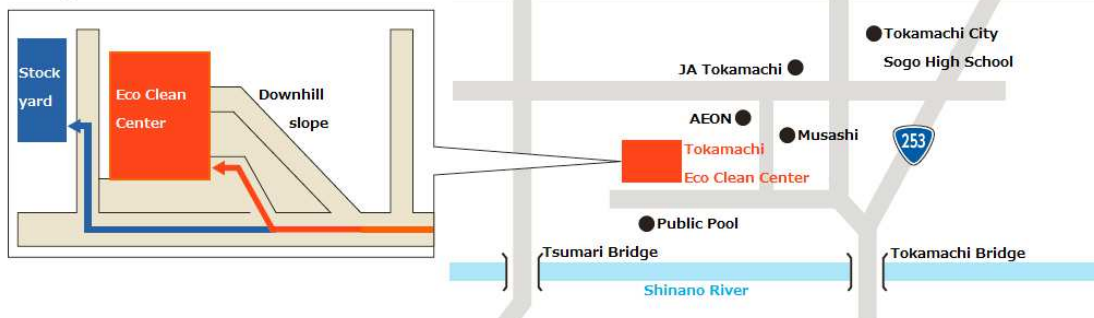
● At the Recyclables Collection Center, recyclables (paper, PET bottles, plastics, empty cans, used clothes, etc.) discharged from homes are collected free of charge.

※ Items from business establishments cannot be brought in.

※Please bring it in directly without going through reception.



## Map



## ● Hours

Monday through Saturday, 8:45am to 5:00pm. Not open Sunday, public holidays, or from December 31<sup>st</sup> to January 3<sup>rd</sup>.

## ● Fees (as of April 1<sup>st</sup>, 2022)

A fee will be charged for each type of **burnable** and **landfill garbage**.

Processing Division	Processing amount classification	Fee
Households	up to 50kg	350yen
	over 50 kg, per additional 10 kg	70yen
Business Establishments	up to 50kg	450yen
	over 50kg, per additional 10 kg	90yen

# Direct Collection: Burnables

Size limits: Length within 200cm, Diameter within 90cm

▶ CAUTION!!!! ◀

- Use a transparent or translucent bag to make it easier to see the contents.
- Please disassemble and separate the garbage before bringing it in.
- Depending on the situation, we may not be able to accept the item.

## Accepted Items:

※ You can bring in burnable garbage that can be put out at the station (if you've missed a day). A fee will be required even if it is in a designated bag.

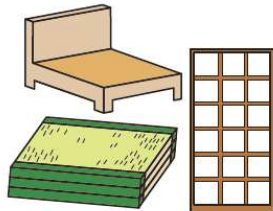
- Curtains ● Blue Sheets ● Carpets ● Futon ● Blankets etc



## House Fittings and Furniture

Length within 200cm, width within 90cm, and must remove metal parts before bringing in


- Tatami (up to 6 pieces a day) ● Wooden furniture
- Shoji doors (up to 6 pieces a day) ● Fusuma (up to 6 pieces a day) etc.



## Lumbers, tree branches, grass, etc.

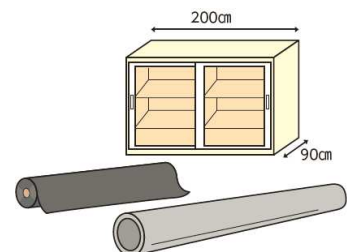
Length within 200cm, width within 90cm)

- Lumber (up to 10 a day) ● Fence planks ● grass clippings



## NOT Accepted Items:

- House fittings and furniture that exceed 200cm in length and 90cm in width
- Wood and tree branches that exceed 200cm in length and 9cm in diameter
- More than 2 medium sized bags of agricultural mulch and agricultural vinyl
- PVC pipes and poly pipes
- Rice field sheeting
- Chemical tatami mat (with foamed plastic insulation)
- Lumbers and boards used in building construction



# Direct Collection: Landfill

Size limits: Length within 200cm, Diameter within 90cm

▶ CAUTION!!!! ◀

- Please disassemble and separate the garbage before bringing it in.
- Depending on the situation, we may not be able to accept the item.

## Accepted Items:


※ You can bring in landfill garbage that can be put out at the station (if you've missed a day). A fee will be required even if it is in a designated bag.

- Glass Items ● Pottery ● Electric Appliances etc.



## Large or heavy items

- Concrete, mortar, or cement rubble (up to 30kg)
- Antennas ● Bricks (up to five pieces) ● Concrete blocks (up to five pieces) ● Items that exceed 120cm in length, 50cm in diameter, and 30kg in weight



## NOT Accepted Items:

- Those that haven't been disassembled and unsorted items (e.g. glass and frame of glass door)
- Items over 200cm long and 90cm wide

## Crusher

This machine is installed in the Eco Clean Center. It crushes oversized garbage into a smaller size that can be safely put into the incinerator.



# Direct Collection: Cooking Oil, Dangerous Items

## © How to bring in

Contact the staff at the **Eco Clean Center** first and bring according to their instruction.

Cooking Oil: Leftover cooking oils can be recycled into biofuels and other materials.

▶ **CAUTION!!!!** ◀

- Does not pertain to business establishments.
- This service is free of charge.
- Please remove any solids from the oils (like fry bits) and put the oil in a PET bottle or other container. The container will then be returned to you and you may take it home or dispose of in a collection box.

### Accepted Oils:

- Household vegetable cooking oils



### NOT Accepted Oils:

- Animal fat oil, mineral oil
- Oils mixed with water



## Dangerous Items and Toxic Substances

▶ **CAUTION!!!!** ◀

- Does not pertain to business establishments.
- This service is free of charge.
- LED lamps and incandescent bulbs will be charged a fee for **Landfill garbage**.

### Accepted Items:

- Disposable lighters (Please use up the gas.)
- Batteries (dry cell batteries, button batteries, rechargeable batteries)
- Fluorescent lamps (limited to household use) **【Please dispose of broken items with landfill garbage】**
- Mercury products (thermometers, blood pressure monitors)

### NOT Accepted Items:

- Anything not listed on the left side
- Items discharged from business establishments

# Direct Collection: Home Electronics

## ☉ How to bring in

Contact the staff at the **Eco Clean Center** first and bring according to their instruction.

**Small Household Appliances/Electronics:** The city collects these items and recycles any rare metals.



- Does not pertain to business establishments.
- This service is free of charge.
- Small household appliances other than the items listed below are NOT eligible for free collections. Please put these out with **Landfill garbage** according to the calendar.
- Please remove any dry cell batteries or button batteries.
- Make sure to erase any personal data from your computer or mobile device.
- Do not disassemble or otherwise destroy the equipment.

## Accepted Items:

※ These are items specified by the Home Appliance Recycling Law.

Category	Type
Mobile phones, computers	Mobile phones, computers, tablets
Video Equipment	DVD/HDD/BluRay players, video tape recorder (set), tuners, STB
Audio Equipment	MD player, digital audio player (flash memory, HDD), CD players, tape recorder (deck excluded), IC recorder
Auxiliary Storage Devices	Hard disk, USB memory, memory cards
Game Consoles	Game consoles, High-tech toys (PC or tablet type)
Accessories for the above items	AC adapters, cables





# Direct Collection: Ink Cartridges

---

## © How to bring in

Contact the staff at the **Eco Clean Center** first and bring according to their instruction.

**Ink Cartridges:** The city recycles these items.

▶ **CAUTION!!!!** ◀

- Does not pertain to business establishments.
- This service is free of charge.
- We cannot accept toner cartridges or toner waste powder. (Contact a mass retailer.)

### Accepted Items:

Inkjet cartridges only. These can also be put out with general **Landfill** garbage.



### NOT Accepted Items:

Toner cartridges like this one are not accepted.



# Direct Collection: Recyclables

## © How to bring in

Come to the **Recyclables Collection Center (Stockyard)**. No need to go through reception.















- Does not pertain to business establishments.
- This service is free of charge.
- Please do not bring in anything other than the specified items. This is considered unlawful dumping and perpetrators will be punished according to law.

### Accepted Items:

<p><b>Papers</b></p> <p>If dirty, put it out as <b>burnable garbage</b>.</p>		<p><b>PET Bottles</b></p> <p>※If dirty, put it out as <b>burnable garbage</b>.</p>	
<p><b>Glass Bottles</b></p> <ul style="list-style-type: none"> <li>● Clear, brown and other bottles</li> </ul> <p>※If dirty or damaged, put it in <b>landfill garbage</b>.</p>		<p><b>Metals</b></p> <ul style="list-style-type: none"> <li>● Only empty cans can be brought in. (Aluminum cans, steel cans, spray cans)</li> </ul> <p>※ If very dirty or deteriorated, please dispose of it in <b>landfill garbage</b>.</p>	
<p><b>Plastic Products</b></p> <p>(Maximum length of 200cm)</p> <ul style="list-style-type: none"> <li>● Clothing cases ● Pickling Containers</li> <li>● Buckets etc.</li> </ul> <p>※ If the dirt does not come off or if it has deteriorated, put it in <b>landfill garbage</b>.</p>		<p><b>Plastic containers, trays</b></p> <ul style="list-style-type: none"> <li>● Food trays (white, color, patterned) containers, bento boxes</li> </ul> <p>※ If the dirt does not come off or if it has deteriorated, put it in <b>burnable garbage</b>.</p>	
<p><b>Old Clothes</b></p> <ul style="list-style-type: none"> <li>● Used clothes from home that can be reused</li> <li>● Items with no damage on buttons and fasteners etc.</li> <li>● No dirt or fraying</li> <li>● Previously-washed clothing such as children's clothing, sweatshirts, fleece, T-shirts, shirts, polo shirts, trainers, jeans, skirts, dresses, sportswear, skiwear, down jackets, suits, kimonos etc.</li> </ul> <p>※If it is dirty, put it in <b>burnable garbage</b>.</p>		<p><b>NOT Accepted Clothing</b></p> <ul style="list-style-type: none"> <li>● Dirty items</li> <li>● Wet items</li> <li>● Items with wadded cotton (Hanten, chanchanko)</li> <li>● Underwear</li> <li>● Accessories (socks, gloves, hats)</li> <li>● Items used for pets (including pet-exclusive items)</li> </ul>	

# Direct Collection: Recyclables

Below is the layout of the Recyclables Collection Center (Stockyard) (as of April 1, 2022). Please note **parking is on the left side**.

	PET Bottles 	Plastic Container, tray 	Large plastic products, Clothing Cases, pickling containers 	Newspapers Flyer 	Magazines Paper Boxes Other Paper 	Cardboard 
Other Glass Bottles 	Entrance					Drink cartons 
Clear Glass Bottles 						
Brown Glass Bottles 						
Aluminum & steel cans 						Spray cans 

### Things to keep in mind:

- Please park your car in the parking lot and then bring in your items.  
(Parking is prohibited near the doorway.)
- Please be careful to not cause any accidents during busy times.
- Be careful of falling snow from the building during snowy periods.

## Items the City Cannot Process

*Please note the majority of these contact numbers will only speak Japanese.*

Items	Precautions	Specialist Information
Natural objects (stone, soil, sand, mud)	Please handle it in-house. ※ Cannot be disposed of because it is not waste.	<i>Not available</i>
Tires (motorcycles, bicycles)	Please contact a mechanic or the store where you purchased the product.	<i>Not available</i>
Lead-acid battery (automobile battery, etc.)	Please contact a mechanic or the store where you purchased the product.	<i>Not available</i>
Automotive parts (metal parts)	Only metal parts can be processed.	Inoue Shouten: 025-757-3335
Fireproof safes	Ask the vendor	Inoue Shouten: 025-757-3335
Fire extinguisher	Ask the vendor	Tanabe Bousai: 025-752-2650 Inoue Shouten: 025-757-3335
Chemicals (pesticides)	Household items should be used up in their entirety. ※ Those used by farmers are considered industrial waste.	<i>Not available</i>
Products using Freon	Not all items can be processed, so please consult before bringing in	Inoue Shouten: 025-757-3335
Pianos	Please contact the store where you purchased the product.	<i>Not available</i>
Agricultural vinyl, agricultural mulch, PVC, poly pipe FRP (fiber reinforced plastic) products, chemical tatami mats (with foamed plastic insulation), etc.	Combustibles only	Takakizawa: 025-752-5170
Mineral oil, synthetic oil (engine oil, gear oil, etc.)	Please contact a gas station.	※ If under 200ml, soak up with a cloth and throw away in <b>Burnables</b> . If it has mixed with oil, throw away in <b>Burnables</b> .
Fuel (gasoline, light oil, kerosene, mixed oil)	Please contact a gas station.	※ Does not matter how much.


# Items the City Cannot Process

## Home Appliances

The big four appliances (TVs, air conditioners, refrigerators/freezers, washing machines/clothes dryers) are required by law to be recycled in a specific way.

※ The city cannot process these appliances even if they are disassembled or otherwise broken down.

Also, collection and transportation fees will be charged for disposal in addition to the recycling fee.



### Disposal method

*Please note these businesses will likely only speak Japanese.*

- Ask the store at which it was purchased to pick it up.
- Ask a collection and transportation company.
  - Miyashita Shouji: 025-752-5400
  - Green Cleaning Company: 025-752-2987
  - Inoue Shouten: 025-757-3335
- Bring it to the designated collection location.
  - Howa Shouji (Nagaoka): 025-824-6322
  - Nippon Express Chuetsu Branch (Nagaoka): 025-836-4400

Recycling fees	Home Appliances		Recycling fee
	TVs	Under 15"	1,320yen ~ 3,100yen
	Over 16"	2,420yen ~ 3,700yen	
Refrigerators & Freezers	Under 170L	3,740yen ~ 5,200yen	
	Over 171L	4,730yen ~ 5,600yen	
Air Conditioners			990yen ~ 2,000yen
Washing Machines & Clothes Dryers			2,530yen ~ 3,300yen

※ Collection and transportation fees will be charged in addition to the fees listed above.

(As of April 4<sup>th</sup>, 2022)

# When to Call Us

---

Please note these contact numbers will likely only speak Japanese. For English language support please email [tokamachi.cir@gmail.com](mailto:tokamachi.cir@gmail.com) or send an Instagram message to [@tokamachicity.cir](https://www.instagram.com/tokamachicity.cir)

When you don't know how to separate and dispose of garbage

**Eco Clean Center**

025-755-5587

When you want to ask how to bring in garbage

**Eco Clean Center**

025-755-5587

When you want to request garbage collection/transport

**Miyashita Shouji**

025-752-5400

**Tokamachi City Waste Collection**

025-752-4521

**Green Cleaning Company**

025-752-2987

**Privee Logistics**

025-757-6111

**Inoue Shouten**

025-757-3335

**Takizawa Juuki**

025-763-3333

**Hattori Construction**

025-763-3906

When you need a toilet drained out

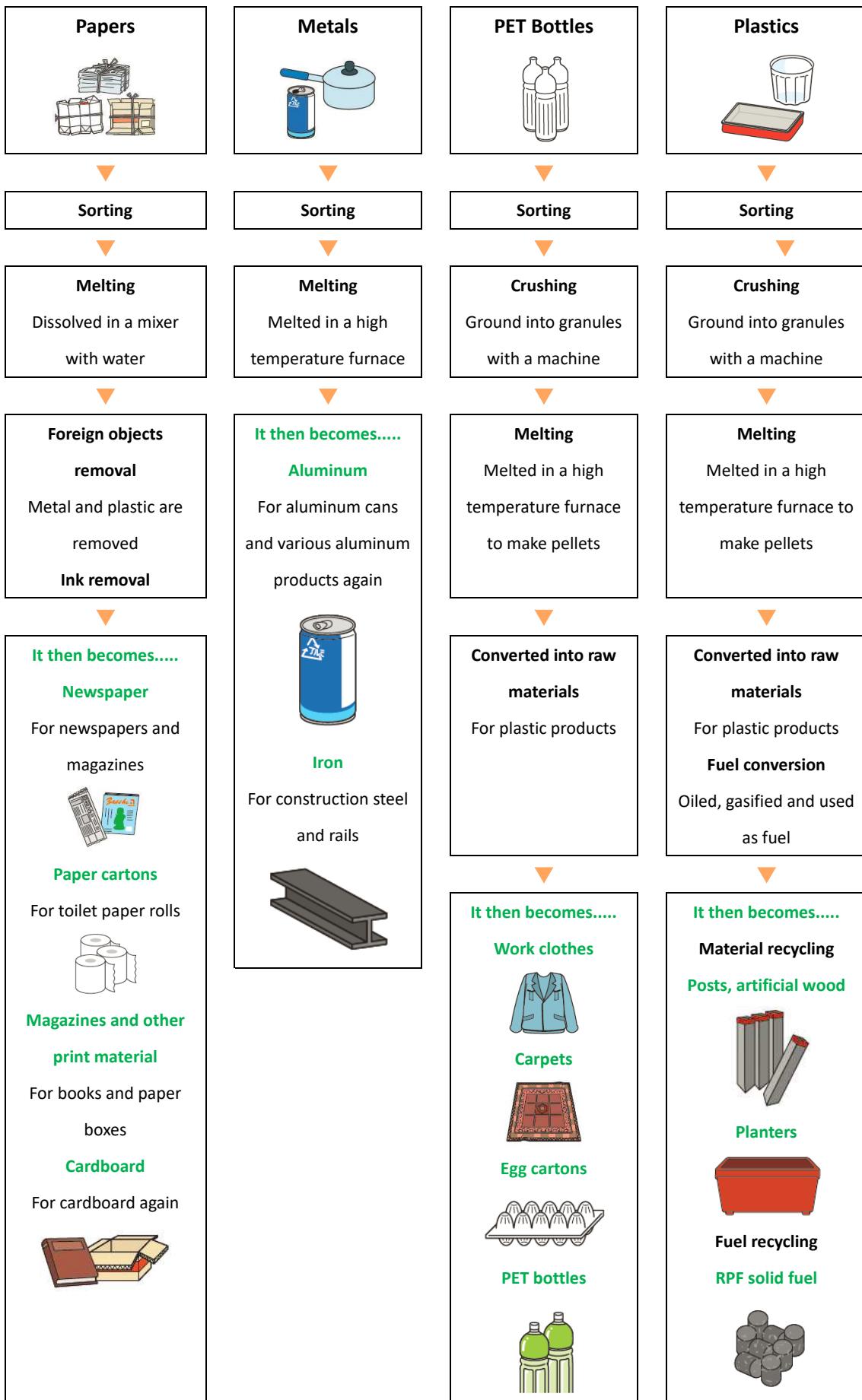
**Shinyomaeshori Center**

025-757-3125

# Checking the Recycling Mark

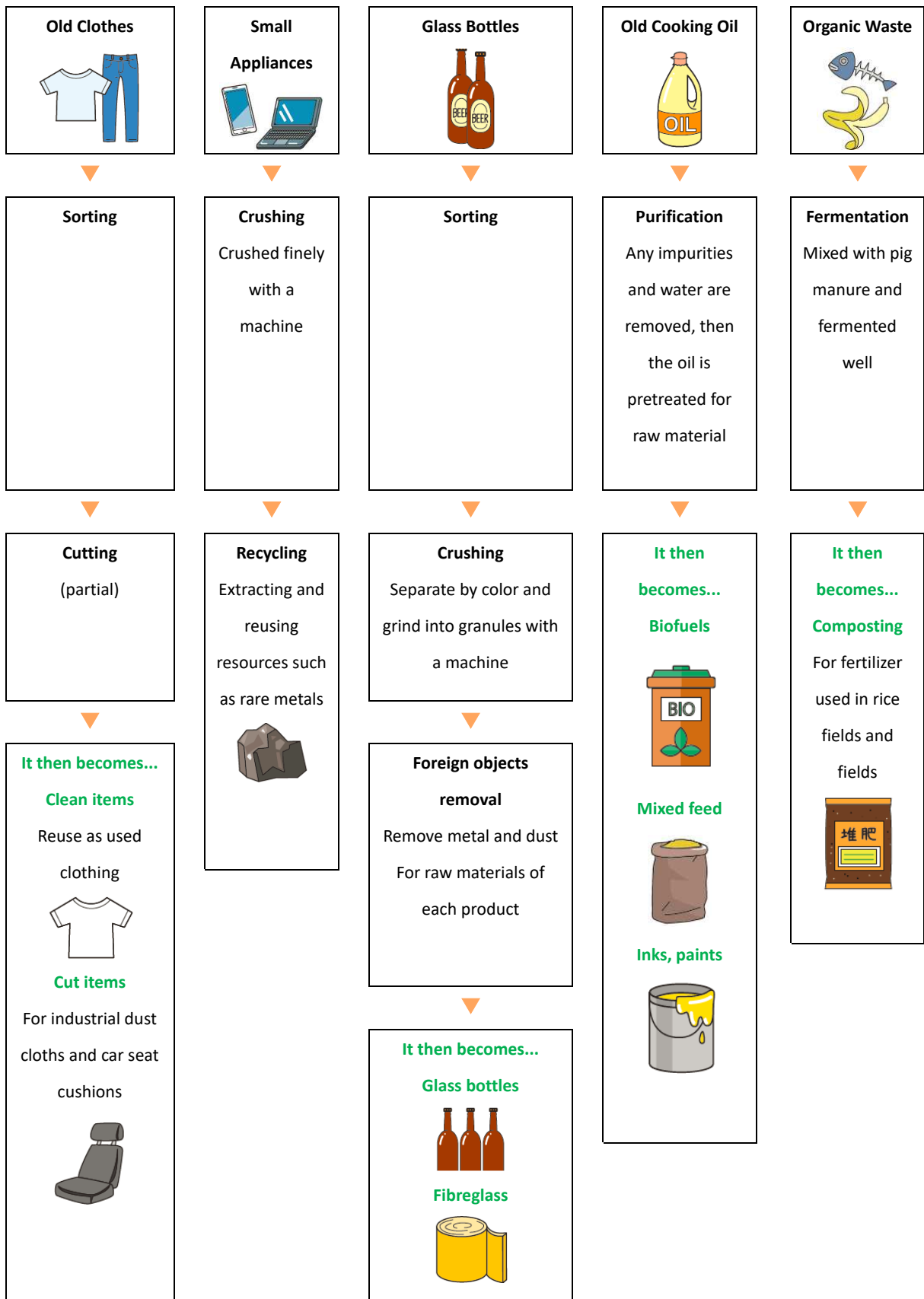
Helpful Identification Markers		
	<p><u>Metals</u></p> <p><b>Steel can mark</b></p> <p>Displayed on steel (iron) cans for beverages, alcoholic and non-alcoholic.</p> <p><b>Mostly seen on:</b> Canned coffee, fruit drinks, tea drinks</p>	
	<p><u>Metals</u></p> <p><b>Aluminum can mark</b></p> <p>Labeled on aluminum cans for beverages and liquor</p> <p><b>Mostly seen on:</b> Soft drinks, beer</p>	
	<p><u>PET Bottles</u></p> <p><b>PET bottle mark</b></p> <p>Displayed on PET (polyethylene terephthalate) material containers.</p> <p><b>Mostly seen on:</b> Soft drinks, juice, some liquor bottles, soy sauce and other cooking ingredients</p>	
	<p><u>Plastics</u></p> <p><b>Plastic mark (plastic container and packaging)</b></p> <p>Displayed on plastic containers and packaging other than PET bottles.</p>	
	<p><u>Paper B group</u></p> <p><b>Paper mark (paper containers and packaging)</b></p> <p>Displayed on paper containers and packaging. <b>Disposal information is on P15 ~ P16.</b></p>	
	<p><u>Paper A group</u></p> <p><b>Cardboard mark</b></p> <p>Displayed on cardboard boxes and packaging.</p>	
	<p><u>Paper A group</u></p> <p><b>Paper carton mark</b></p> <p>Displayed on beverage and liquor paper packs (without aluminum)</p>	

# Recycling Process



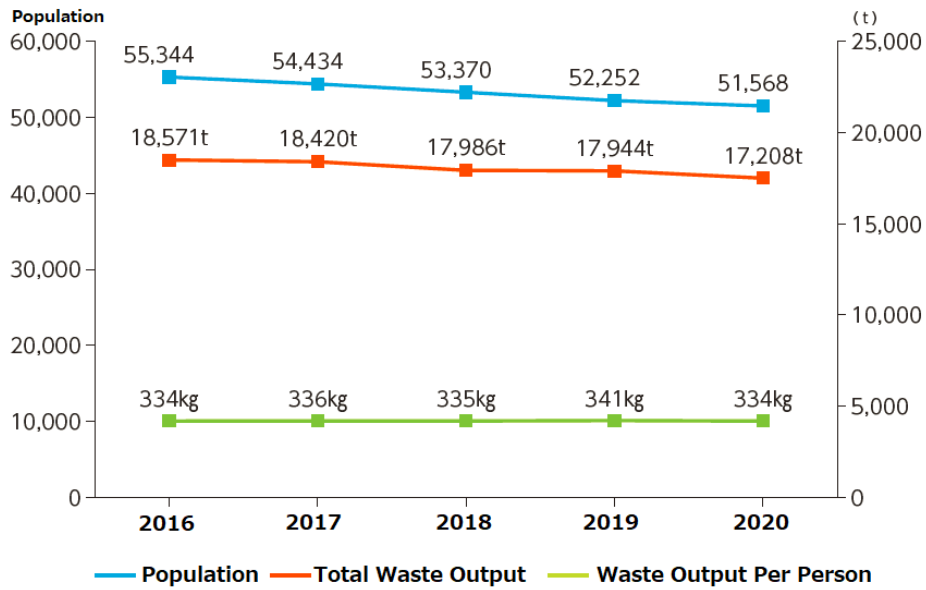


# Recycling Process



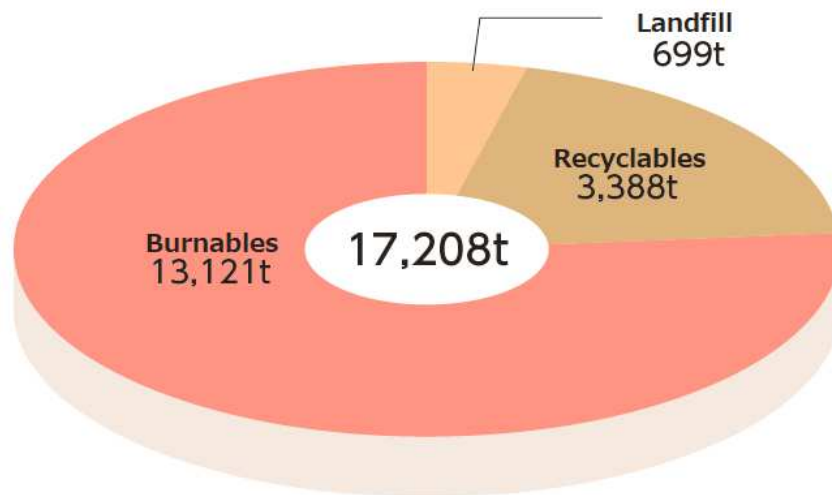
# Tokamachi City Disposal Status

## ① Waste Output Trends



The total waste output has decreased due to the declining population, but the waste output per person has remained almost unchanged. By reducing the waste output per person, the amount of waste discharged by the entire city can be significantly reduced.

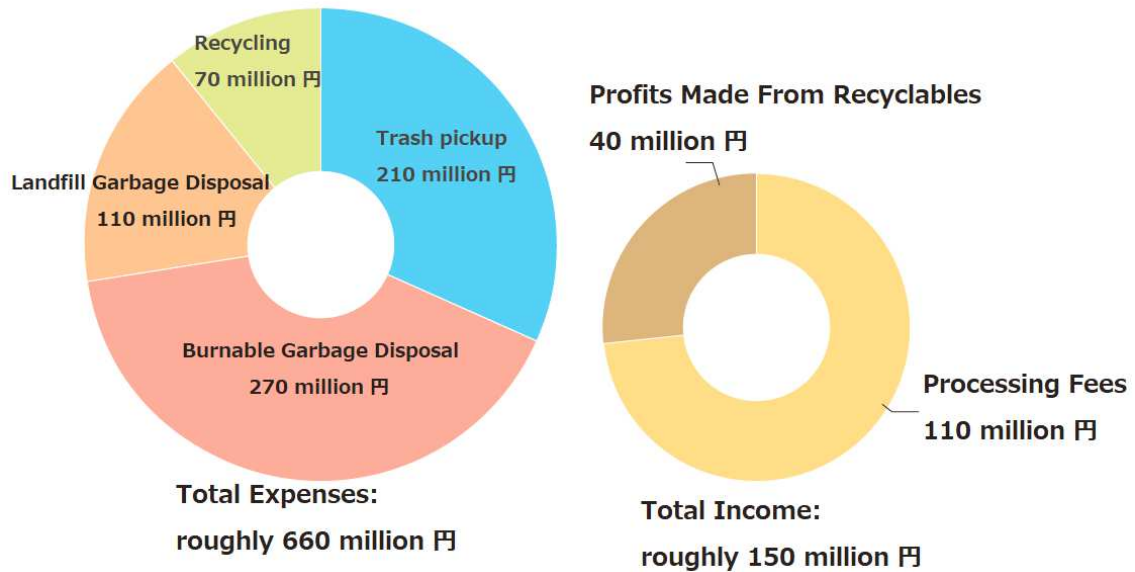
## ② Waste Output by Category (2020)



Burnable waste accounts for about 3/4 of the amount of garbage discharged. By working on reducing our output, each person can decrease the amount of garbage and therefore reduce the carbon dioxide generated by burning said garbage.

# Tokamachi City Disposal Status

## ③ Expenses and income by processing category (2020)

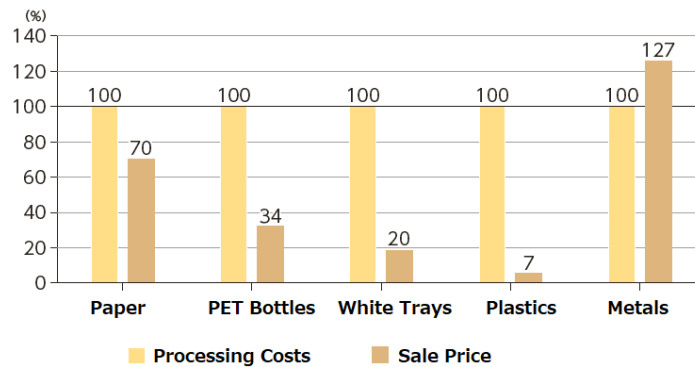


Waste disposal costs more than 600 million yen annually.

Compared to a large amount of expenses, the income is about 150 million yen, which is less than 1/4 of the expenses.

## ④ Comparison of recycling costs and sales of recyclable resources (2020)

Ratio of sale price when resource processing cost is 100%



Only a small portion of the cost of recycling can be recovered by selling resources.

In particular, PET bottles and plastics cost a lot of money to recycle, but we are collecting them as a measure against marine pollution and global warming.

In the future, efforts to reduce PET bottles and plastics (controlling the output of garbage) will be the most important.

# Tokamachi City Disposal Status

## ⑤ Plastics and papers contained in burnable garbage (newspapers, leaflets, etc.)

We conducted an examination into the amount of plastics and paper contained in **Burnables**.

© The total amount of plastics contained in about 300kg of burnable garbage was about 15kg, or a ratio of about 5%. The total amount of paper was 29kg, or a ratio of about 9%.

© Converting the total amount of burnable garbage discharged in one year to 13,121 tons (2020), this means that about 600 tons of plastics and about 1,100 tons of paper are incinerated.

© For each citizen, about 12kg of plastics and about 22kg of paper are mixed in with 254kg of burnable garbage put out in one year.

**"If you separate it, it can be recycled; if you mix it together, it is garbage."  
Let's separate our waste properly and do right by the Earth.**

Let's break it down further...

Plastics and paper contained in 13,121 tons of burnable garbage discharged in one year

